
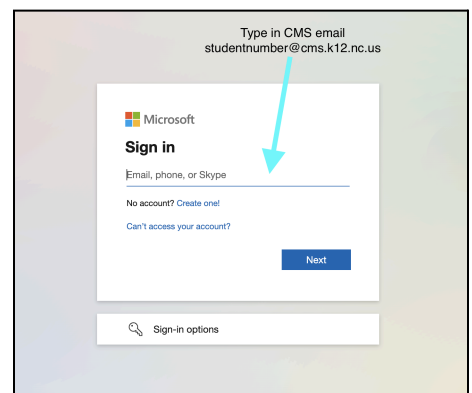


# STUDENT MICROSOFT TEAMS AT HOME LOGIN INSTRUCTIONS | CHROMEBOOK

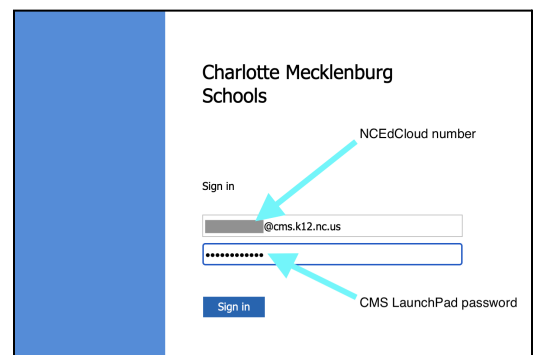
1. [Sign in to student Chromebook.](#)
2. [Follow the Zscaler instructions.](#)
3. You will see the CMS Launchpad  
[launchpad.classlink.com/cmsk12](https://launchpad.classlink.com/cmsk12)
4. Click on the Microsoft Teams app.



5. Type in the student CMS email address.  
studentnumber@cms.k12.nc.us
6. Students should not type *student* in their email address.
7. Click *Next*.



8. Type in the studentnumber@cms.k12.nc.us.
9. Type in CMS LaunchPad password.



10. You will now be signed into Microsoft Teams.

